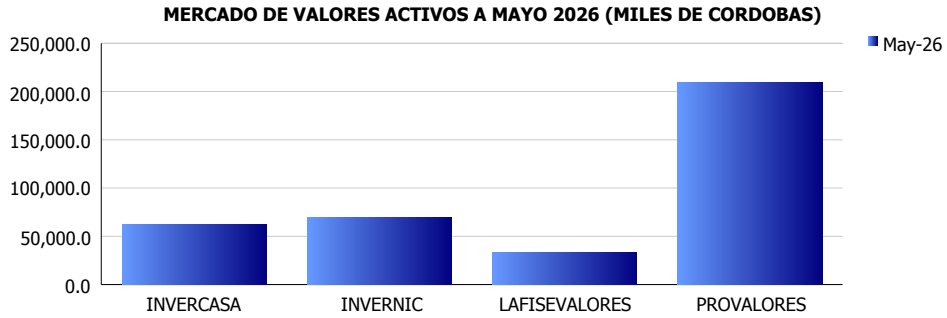


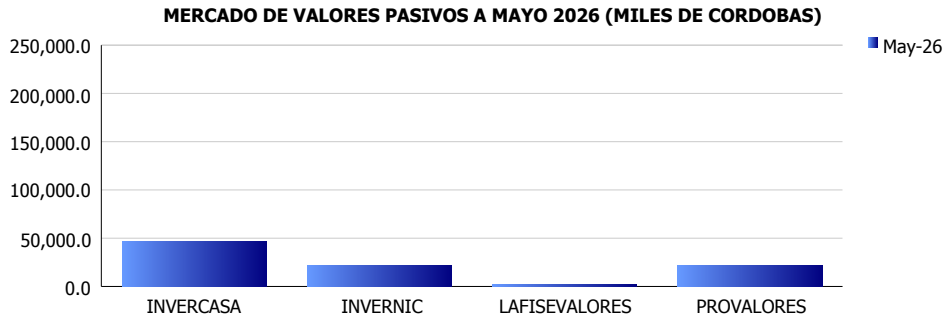


**INSTITUCIONES FINANCIERAS DEL MERCADO DE VALORES  
INDICADORES FINANCIEROS CONSOLIDADOS  
(Cifras en miles de córdobas)**

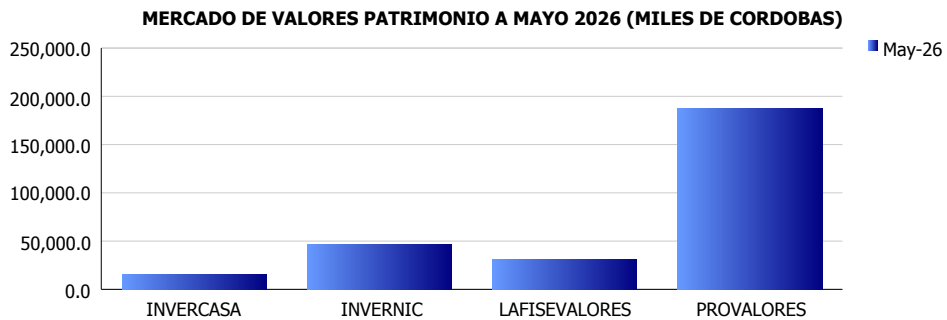
ACTIVOS	
Miles C\$	May-26
INVERCASA	62,597.2
INVERNIC	69,082.5
LAFISEVALORES	33,010.9
PROVALORES	209,269.3
PROMEDIO	93,490.0



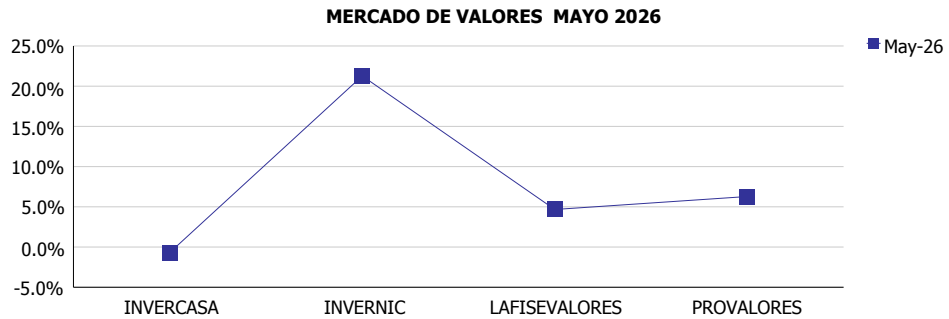
PASIVOS	
Miles C\$	May-26
INVERCASA	46,762.3
INVERNIC	22,232.6
LAFISEVALORES	1,784.0
PROVALORES	22,121.3
PROMEDIO	23,225.1



PATRIMONIO	
Miles C\$	May-26
INVERCASA	15,834.9
INVERNIC	46,849.9
LAFISEVALORES	31,226.9
PROVALORES	187,148.0
PROMEDIO	70,264.9



ROE	
	May-26
INVERCASA	-0.7%
INVERNIC	21.3%
LAFISEVALORES	4.7%
PROVALORES	6.3%
PROMEDIO	7.9%



ROA	
	May-26
INVERCASA	-0.1%
INVERNIC	14.5%
LAFISEVALORES	3.7%
PROVALORES	5.6%
PROMEDIO	5.9%

