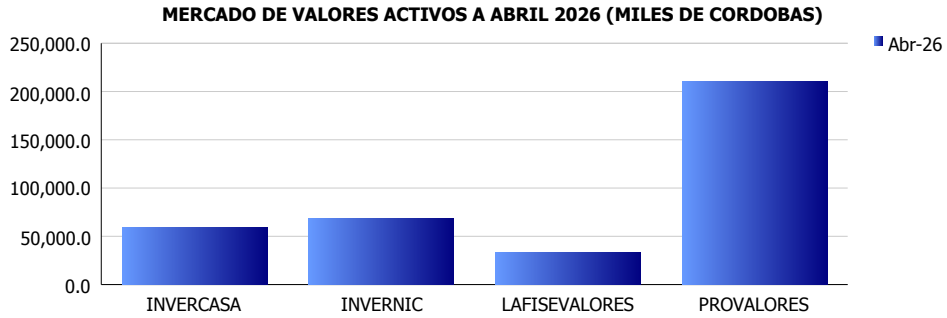


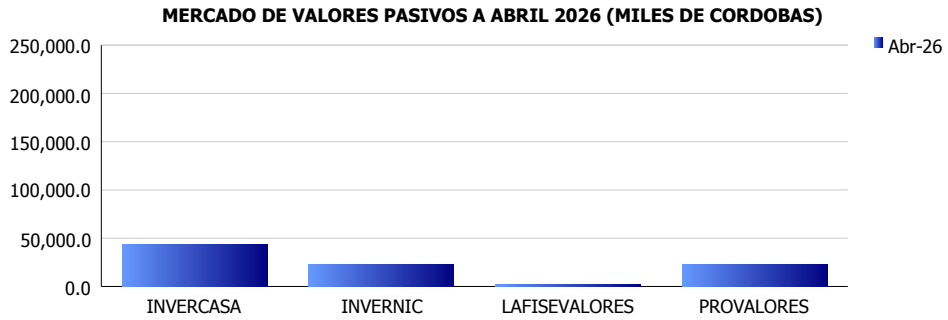


**INSTITUCIONES FINANCIERAS DEL MERCADO DE VALORES  
INDICADORES FINANCIEROS CONSOLIDADOS  
(Cifras en miles de córdobas)**

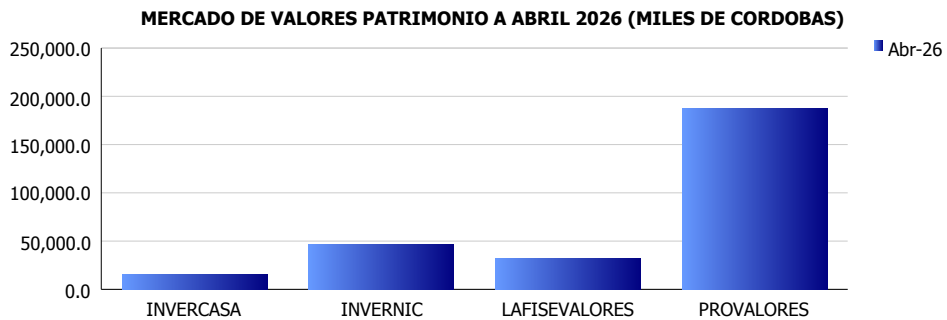
ACTIVOS	
Miles C\$	Abr-26
INVERCASA	58,599.4
INVERNIC	68,736.6
LAFISEVALORES	33,601.9
PROVALORES	210,292.6
PROMEDIO	92,807.6



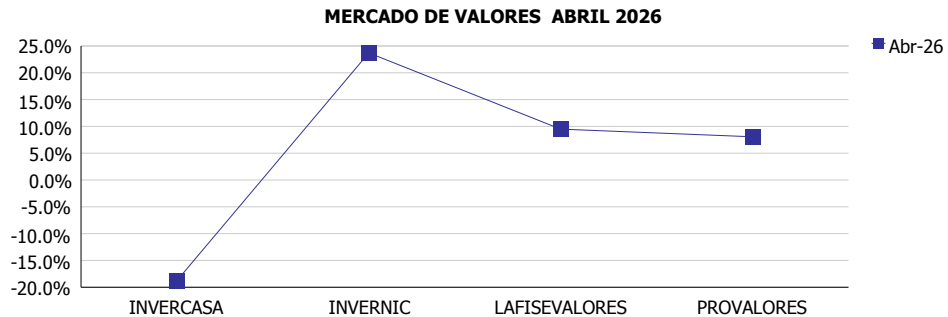
PASIVOS	
Miles C\$	Abr-26
INVERCASA	43,677.4
INVERNIC	22,348.3
LAFISEVALORES	2,039.9
PROVALORES	23,021.9
PROMEDIO	22,771.9



PATRIMONIO	
Miles C\$	Abr-26
INVERCASA	14,922.0
INVERNIC	46,388.3
LAFISEVALORES	31,562.0
PROVALORES	187,270.7
PROMEDIO	70,035.7



ROE	
	Abr-26
INVERCASA	-18.8%
INVERNIC	23.7%
LAFISEVALORES	9.5%
PROVALORES	8.1%
PROMEDIO	5.6%



ROA	
	Abr-26
INVERCASA	-3.4%
INVERNIC	16.1%
LAFISEVALORES	7.3%
PROVALORES	7.2%
PROMEDIO	6.8%

