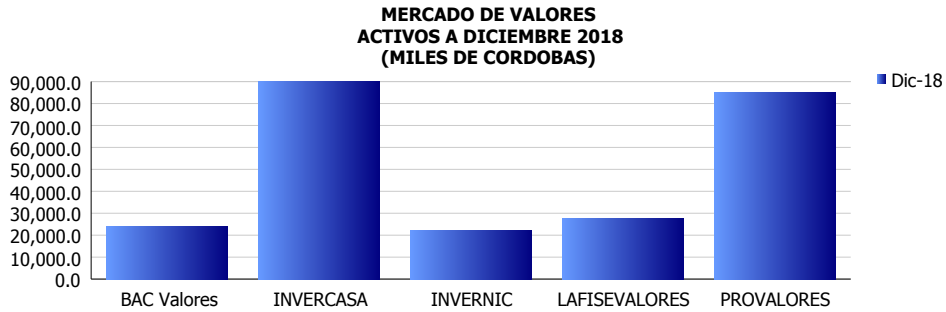


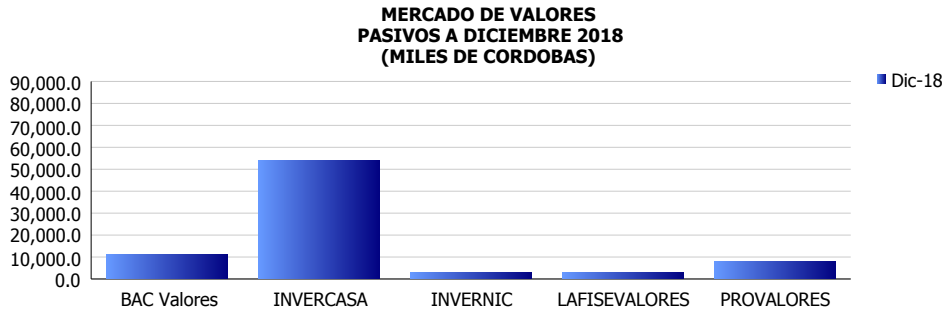


**INSTITUCIONES FINANCIERAS DEL MERCADO DE VALORES**  
**INDICADORES FINANCIEROS CONSOLIDADOS**  
(Cifras en miles de córdobas)

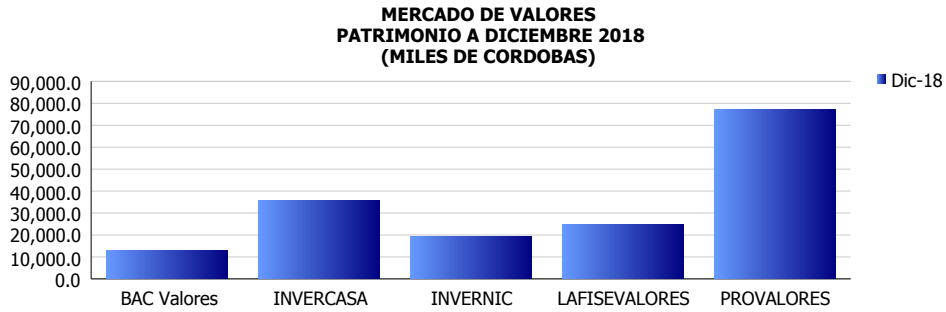
ACTIVOS	
Miles C\$	Dic-18
BAC Valores	24,141.5
INVERCASA	89,843.6
INVERNIC	22,126.3
LAFISEVALORES	27,474.1
PROVALORES	84,982.3
PROMEDIO	49,713.6



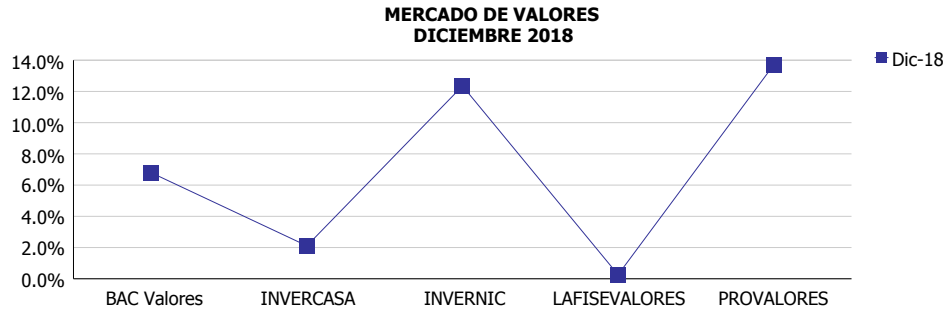
PASIVOS	
Miles C\$	Dic-18
BAC Valores	11,275.7
INVERCASA	54,032.7
INVERNIC	2,727.3
LAFISEVALORES	2,924.0
PROVALORES	7,783.9
PROMEDIO	15,748.7



PATRIMONIO	
Miles C\$	Dic-18
BAC Valores	12,865.8
INVERCASA	35,810.9
INVERNIC	19,399.0
LAFISEVALORES	24,550.1
PROVALORES	77,198.4
PROMEDIO	33,964.8



ROE	
	Dic-18
BAC Valores	6.8%
INVERCASA	2.1%
INVERNIC	12.4%
LAFISEVALORES	0.3%
PROVALORES	13.7%
PROMEDIO	7.0%



ROA	
	Dic-18
BAC Valores	5.3%
INVERCASA	1.2%
INVERNIC	9.5%
LAFISEVALORES	0.2%
PROVALORES	12.3%
PROMEDIO	5.7%

