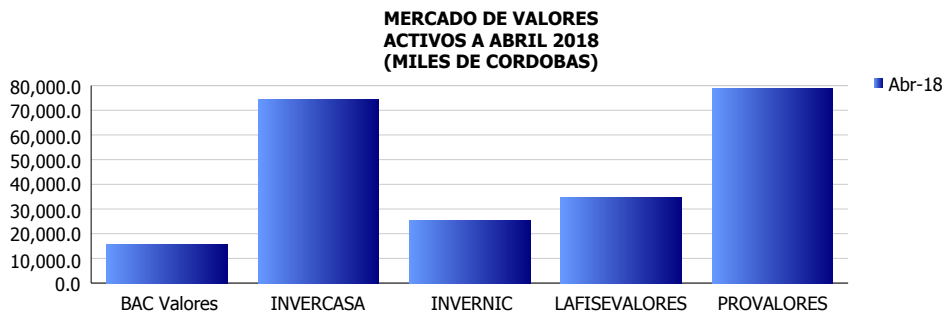


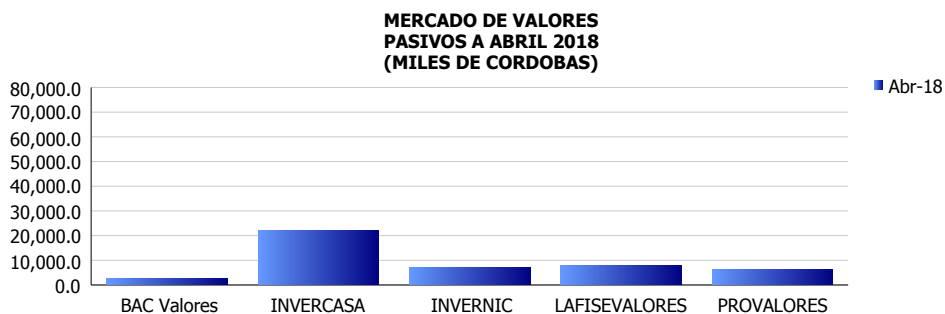


## INSTITUCIONES FINANCIERAS DEL MERCADO DE VALORES INDICADORES FINANCIEROS CONSOLIDADOS (Cifras en miles de córdobas)

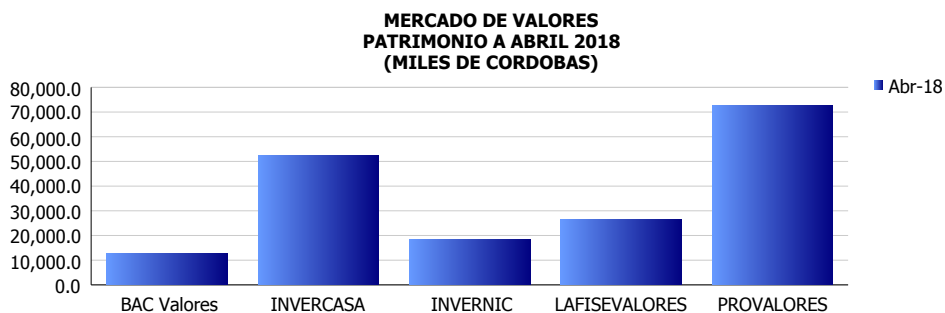
ACTIVOS	
Miles C\$	Abr-18
BAC Valores	15,486.0
INVERCASA	74,294.6
INVERNIC	25,268.2
LAFISEVALORES	34,615.2
PROVALORES	78,875.4
PROMEDIO	45,707.9



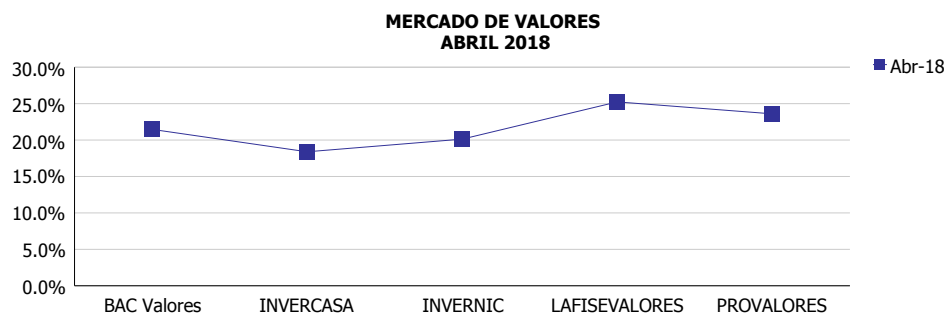
PASIVOS	
Miles C\$	Abr-18
BAC Valores	2,595.2
INVERCASA	22,056.0
INVERNIC	6,945.8
LAFISEVALORES	7,990.5
PROVALORES	6,240.6
PROMEDIO	9,165.6



PATRIMONIO	
Miles C\$	Abr-18
BAC Valores	12,890.8
INVERCASA	52,238.7
INVERNIC	18,322.5
LAFISEVALORES	26,624.8
PROVALORES	72,634.7
PROMEDIO	36,542.3



ROE	
	Abr-18
BAC Valores	21.5%
INVERCASA	18.4%
INVERNIC	20.1%
LAFISEVALORES	25.2%
PROVALORES	23.6%
PROMEDIO	21.8%



ROA	
	Abr-18
BAC Valores	17.3%
INVERCASA	11.0%
INVERNIC	15.1%
LAFISEVALORES	18.1%
PROVALORES	20.8%
PROMEDIO	16.5%

